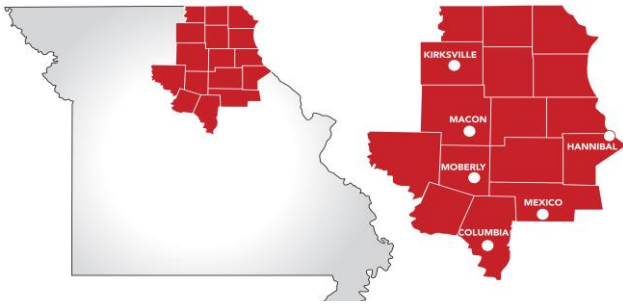


# Moberly Area Community College ~ MACC



## 16 Counties in MACC Service Region

Adair Chariton Knox Marion Randolph Shelby  
 Audrain Clark Lewis Monroe Schuyler  
 Boone Howard Macon Ralls Scotland

## 6 MACC Locations

Columbia Kirksville Moberly  
 Hannibal Mexico Online

Dual credit is offered in over 50 area high schools in the MACC service region.

## Mission

MACC provides dynamic and accessible educational opportunities that empower our students and enrich our communities.

## MACC Tagline

the college for you.



**Mascot:** Greyhound **Mascot Name:** MaJiC **Colors:** Red and gray

## MACC History

- Founded as Moberly Junior College in 1927 as part of Moberly public school district
- Separated from high school in 1968
- Renamed Moberly Area Community College in 1990
- Expanded to other locations in late 1990s

## Accreditation

MACC is accredited through the Higher Learning Commission - HLC.

Specialized accreditations include:

- Accreditation Council for Occupational Therapy Education of the American Occupational Therapy Association (OTA)
- Missouri State Board of Nursing (PN and ADN programs)
- National Accrediting Agency for Clinical Laboratory Sciences (MLT)
- Commission on Accreditation of Allied Health Education Programs (CAAHEP – Surgical Technology program)
- National Alliance of Concurrent Enrollment Partnerships (NACEP)

All two-year degree and certificate programs are approved by the Missouri Coordinating Board for Higher Education. Specific programs within the College are approved by Missouri Department of Elementary and Secondary Education and the Missouri Department of Public Safety.

## Articulation Agreements & Partnerships with Area Institutions

MACC has numerous articulation agreements with four-year institutions to facilitate smooth transfer. Joint admission programs have also been developed with Truman State University, University of Missouri-Columbia, Columbia College, Stephens College, Central Methodist University, Lincoln University, and William Woods University.

## Academic Programs

Associate of Arts Associate of Applied Science  
 Associate of Arts in Teaching Associate Degree in Nursing  
 Associate of Science 10 certificates

## Student Clubs/Organizations

ASTRA – Young Altrusans Student Nurse Association (ADN)  
 Phi Theta Kappa Student Occupational Therapy Association  
 Student Government Association Student Practical Nurse Association (NGN)  
 Technicolor Hounds

**Athletic Teams:** Men's Basketball and Women's Basketball  
 Women's Softball and Men's Baseball starting in Fall 2022

## Fall 2021 Enrollment

Headcount: 4,520

Female: 64% Part-time: 53%

Male: 36% Full-time: 47%

Average age: 23 (excluding high school)

Minority students: 898 (20%) International Students: 23 (<1%)

Veterans: 40 (1%) A+ Students: 1,017 (23%)

Students enrolled in at least one developmental course: 522 (12%)

Students enrolled in at least one distance education course: 3,629 (80%)

Adult Education & Literacy Students in 2019-20: 407

**Unduplicated Headcount for 2020-21:** 6,916

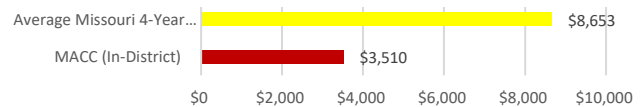
**Student-to-faculty ratio:** 24 to 1

## Tuition (2021-22)

Tuition per credit hour	In-District (Moberly Residents)	Other MO Residents	Other US Residents
Tier 1	\$92	\$169	\$226
Tier 2	\$99	\$176	\$233
Dual Credit	\$45	\$78	\$131

\*Additional per credit hour fees include Student Activity/Support Service and Technology. Course fees, lab fees, and clinical fees also apply to certain courses.

## Cost Comparison (2019-20) Annual Tuition/Req. Fees Charged to a Typical Full-time Student



Source: Missouri Comprehensive Fee Survey for Public Institutions of Higher Education: FY2020

## Financial Aid

64% of first-time, full-time students were awarded a Pell grant in 2019-20.

## Employees (Fall 2020)

Full-time faculty: 67 Full-time staff: 177  
 Part-time faculty: 185 Part-time staff: 160

**Fiscal Operating Budget:** \$29,280,025

## Revenue Sources

Tuition: 38.5% Property Taxes: 1.8 %  
 State Appropriations: 19.6% Other: 4.04%  
 Grants & Gifts: 29.8% Auxiliary Services: 6.2%

# Moberly Area Community College ~ MACC

## MACC Academic Programs

### Associate Degrees

- Associate of Arts (AA)
- Associate of Arts in Teaching (AAT)
- Associate of Science (AS) – Engineering
- Associate of Science (AS) - Biology
- Associate of Applied Science (AAS)
  - Advanced Manufacturing Technology
  - Agriculture Technology
  - Business Administration
  - Business Office Administration
  - Early Childhood Education
  - Information Technology - Networking
  - Information Technology - Programming
  - Mechatronics
  - Veterinary Technology

### Health Programs

- Associate Degree in Nursing (ADN)
- Virtual Accelerated ADN
- AAS – Behavioral Health Support
- AAS – Medical Laboratory Technician (MLT)
- AAS – Occupational Therapy Assistant (OTA)
- AAS – Surgical Technologist (ST)
- Certificate – Practical Nursing (PN)

### Certificates

- Accounting
- Advanced Manufacturing Technology
- Business Management
- Business Office Administration
- Early Childhood Education
- Mechatronics
- Networking
- Programming

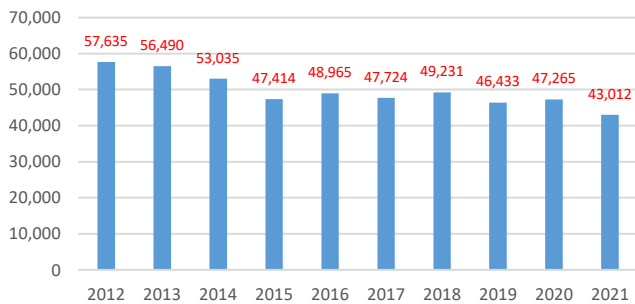
### Certificate of Specialization

- Cybersecurity
- Early Learning Assistant
- Wind Energy

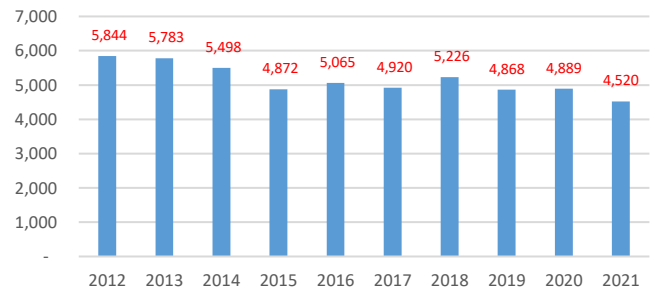
### Non-Credit

- Certified Production Technician (CPT)
- Emergency Telecommunicator
- Fire Academy
- Medical Training
  - Certified Medication Technician (CMT)
  - Certified Nursing Assistant (CNA)
  - Clinical Supervisor
  - Insulin Administration (IA)
- Professional Truck Driving

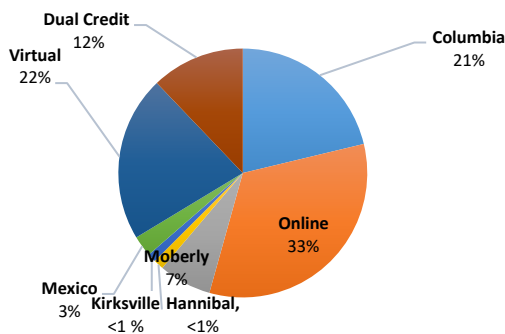
Credit Hours (Fall Semester - Census)



Headcount (Fall Semester - Census)



Credit Hours by Location (Fall 2021 – Census)



Enrollment by Program of Study (Fall 2021 - Census)

Academic Program	Enrollment	Percentage
Associate of Arts	2,352	52%
Associate of Applied Science	296	7%
Associate of Arts in Teaching	187	4%
Associate Degree in Nursing	113	3%
Associate of Science	114	3%
Certificates	79	2%
Non Degree Seeking (includes dual credit)	1,379	31%

## Graduates

Academic Programs	2016-2017	2017-2018	2018-2019	2019-2020	2020-2021
Associate of Arts (AA)	532	537	538	527	652
Associate of Applied Science (AAS)	88	66	72	65	49
Associate of Arts in Teaching (AAT)	50	42	40	28	46
Associate Degree in Nursing (ADN)	47	51	66	66	44
Associate of Science (AS)	13	22	22	18	15
Certificates	74	77	59	99	73
Certificates of Specialization	1	2	4	4	0

### Graduate Employment

- (2019-2020)
- 93% of career program graduates were either employed or continuing their education within six months of graduation.
  - 88% of career graduates were employed or continuing their education in a related field.

### Career Program Pass Rates (most recent)

- Associate Degree in Nursing: 92.9%
- Practical Nursing: 93.1%
- Occupational Therapy Assistant: 77.8%
- Law Enforcement: 100%