

Moberly Area Community College ~ MACC



16 Counties in MACC Service Region

Adair Chariton Knox Marion Randolph Shelby
 Audrain Clark Lewis Monroe Schuyler
 Boone Howard Macon Ralls Scotland

5 MACC Locations

Columbia Kirksville Moberly
 Hannibal Mexico

Dual credit is offered in over 50 area high schools in the MACC service region.

Mission

MACC provides dynamic and accessible educational opportunities that empower our students and enrich our communities.

MACC Tagline

the college for you.



Mascot: Greyhound **Mascot Name:** MaJiC **Colors:** Red and gray

MACC History

- Founded as Moberly Junior College in 1927 as part of Moberly public school district
- Separated from high school in 1968
- Renamed Moberly Area Community College in 1990
- Expanded to other locations in late 1990s

Accreditation

MACC is accredited through the Higher Learning Commission - HLC.

Specialized accreditations include:

- Accreditation Council for Occupational Therapy Education of the American Occupational Therapy Association (OTA)
- Missouri State Board of Nursing (PN and ADN programs)
- National Accrediting Agency for Clinical Laboratory Sciences (MLT)
- Commission on Accreditation of Allied Health Education Programs (CAAHEP – Surgical Technology program)
- National Alliance of Concurrent Enrollment Partnerships (NACEP)

All two-year degree and certificate programs are approved by the Missouri Coordinating Board for Higher Education. Specific programs within the College are approved by Missouri Department of Elementary and Secondary Education and the Missouri Department of Public Safety.

Articulation Agreements & Partnerships with Area Institutions

MACC has numerous articulation agreements with four-year institutions to facilitate smooth transfer. Joint admission programs have also been developed with Truman State University, University of Missouri-Columbia, Columbia College, Stephens College, Central Methodist University, Lincoln University, and William Woods University.

Academic Programs

Associate of Arts Associate of Applied Science
 Associate of Arts in Teaching Associate Degree in Nursing
 Associate of Science 10 certificates

Student Clubs/Organizations

ASTRA – Young Altrusans Student Nurse Association (ADN)
 Delta Alpha Pi Student Occupational Therapy Association
 Phi Theta Kappa Student Practical Nurse Association (NGN)
 Technicolor Hounds

Athletic Teams: Men’s Basketball and Women’s Basketball
 Women’s Softball and Men’s Baseball

Fall 2022 Enrollment

Headcount: 5,027

Female: 62% Part-time: 56%
 Male: 38% Full-time: 44%

Average age: 23 (excluding high school)

Minority students: 1,036 (21%) International Students: 25 (<1%)

Veterans: 50 (1%) A+ Eligible Students: 1,060 (21%)

Students enrolled in at least one developmental course: 483 (10%)

Students enrolled in at least one distance education course: 3,376 (67%)

Unduplicated Headcount for 2021-22: 6,524

Student-to-faculty ratio: 24 to 1

Tuition (2022-23)

Tuition per credit hour	In-District (Moberly Residents)	Other MO Residents	Other US Residents
Tier 1	\$93	\$174	\$233
Tier 2	\$100	\$181	\$240
Dual Credit	\$45	\$78	\$131

*Additional per credit hour fees include Student Activity/Support Service and Technology. Course fees, lab fees, and clinical fees also apply to certain courses.

Cost Comparison (2022-23) Annual Tuition/Req. Fees Charged to a Typical Full-time Student

Avg. Missouri 4-Year	\$9,730
MACC (In-District)	\$3,900

Source: Missouri Comprehensive Fee Survey for Public Institutions of Higher Education (2022-23)

Financial Aid

42% of first-time, full-time students were awarded a Pell grant in 2020-21.

Employees (Fall 2021)

Full-time faculty: 74 Full-time staff: 169
 Part-time faculty: 131 Part-time staff: 80

Fiscal Operating Budget: \$29,280,025

Revenue Sources

Tuition: 38.5% Property Taxes: 1.8 %
 State Appropriations: 19.6% Other: 4.04%
 Grants & Gifts: 29.8% Auxiliary Services: 6.2%

Moberly Area Community College ~ MACC

MACC Academic Programs

Associate Degrees

- Associate of Arts (AA)
- Associate of Arts in Teaching (AAT)
- Associate of Science (AS) – Engineering
- Associate of Science (AS) - Biology
- Associate of Science (AS) – Computer Science
- Associate of Applied Science (AAS)

- Advanced Manufacturing Technology
- Agriculture Technology
- Business Administration
- Business Office Administration
- Early Childhood Education
- Information Technology - Networking
- Information Technology - Programming
- Mechatronics
- Veterinary Technology

Health Programs

- Associate Degree in Nursing (ADN)
- Virtual Accelerated ADN
- AAS – Behavioral Health Support
- AAS – Medical Laboratory Technician (MLT)
- AAS – Occupational Therapy Assistant (OTA)
- AAS – Surgical Technologist (ST)
- Certificate – Practical Nursing (PN)

Certificates

- Accounting
- Advanced Manufacturing Technology
- Business Management
- Business Office Administration
- Early Childhood Education
- Mechatronics
- Networking
- Programming

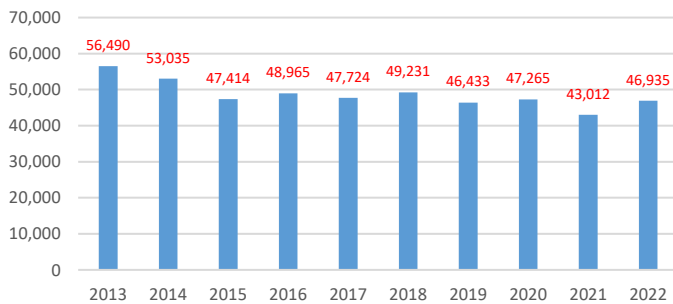
Certificate of Specialization

- Cybersecurity
- Early Learning Assistant
- Wind Energy

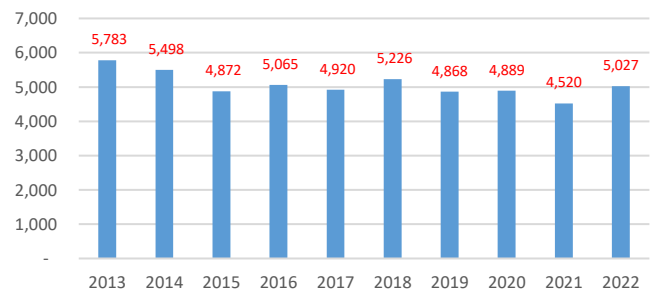
Non-Credit

- Certified Production Technician (CPT)
- Emergency Telecommunicator
- Fire Academy
- Medical Training
- Certified Medication Technician (CMT)
- Certified Nursing Assistant (CNA)
- Clinical Supervisor
- Insulin Administration (IA)
- Professional Truck Driving

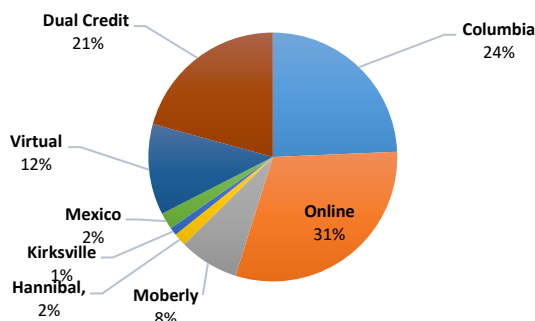
Credit Hours (Fall Semester - Census)



Headcount (Fall Semester - Census)



Credit Hours by Location (Fall 2022 – Census)



Enrollment by Program of Study (Fall 2022 - Census)

Academic Program	Enrollment	Percentage
Associate of Arts	2,190	44%
Associate of Applied Science	332	7%
Associate of Arts in Teaching	176	4%
Associate Degree in Nursing	126	3%
Associate of Science	122	2%
Certificates	78	2%
Non Degree Seeking (includes dual credit)	2,003	40%

Graduates

Academic Programs	2017-2018	2018-2019	2019-2020	2020-2021	2021-2022
Associate of Arts (AA)	537	538	527	652	586
Associate of Applied Science (AAS)	66	72	65	49	79
Associate of Arts in Teaching (AAT)	42	40	28	46	43
Associate Degree in Nursing (ADN)	51	66	66	44	64
Associate of Science (AS)	22	22	18	15	16
Certificates	77	59	99	73	71
Certificates of Specialization	2	4	4	0	3

Graduate Employment

- (2020-2021)
- 82% of career program graduates were either employed or continuing their education within six months of graduation.
 - 79% of career graduates were employed or continuing their education in a related field.

Career Program Pass Rates (most recent)

- Associate Degree in Nursing: 83.7%
- Practical Nursing: 89.4%
- Occupational Therapy Assistant: 100%