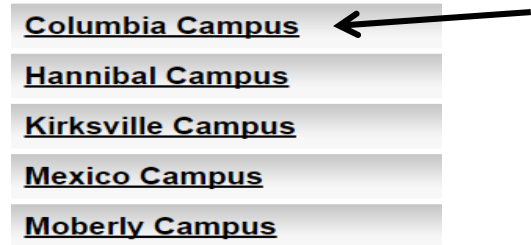
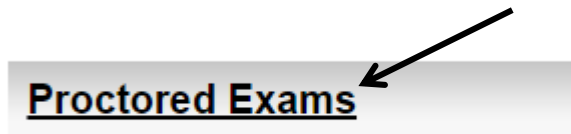


Registering for your MACC Online Proctored Exam

1. Go to <http://www.registerblast.com/macc/Exam>
2. Select the **campus** at which you would like to take your exam.



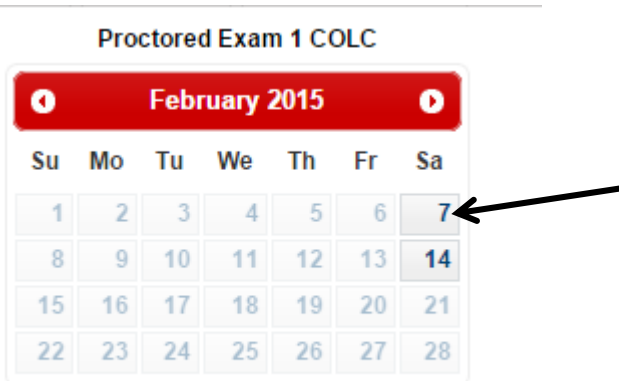
3. Select the **Proctored Exams** link.



4. Select the **exam** you are going to be scheduling.

- Proctored Exam 1 COLC
- Proctored Exam 2/Midterm COLC
- Proctored Exam 3 COLC
- Proctored Exam 4/Final COLC

5. Select the **date** you would like to take your exam.



6. Select the **time slot** you would like to take your exam.

Proctored Exam 1 COLC

February 2015

Su	Mo	Tu	We	Th	Fr	Sa
1	2	3	4	5	6	7
8	9	10	11	12	13	14
15	16	17	18	19	20	21
22	23	24	25	26	27	28

Schedule exam for:
10:00 AM

7. Fill out the information on the page and then click the **Register** button.

Requested Information

Name of Instructor*

Course Name*

Register

8. You are now shown a receipt of your successful proctored exam registration. This receipt will also be emailed to the email used to register.